

Partitioning and Divide-and-Conquer Strategies

Partitioning

Partitioning simply divides the problem into parts and then compute the parts and combine results.

Divide and Conquer

Characterized by dividing problem into sub-problems of same form as larger problem. Further divisions into still smaller sub-problems, usually done by recursion.

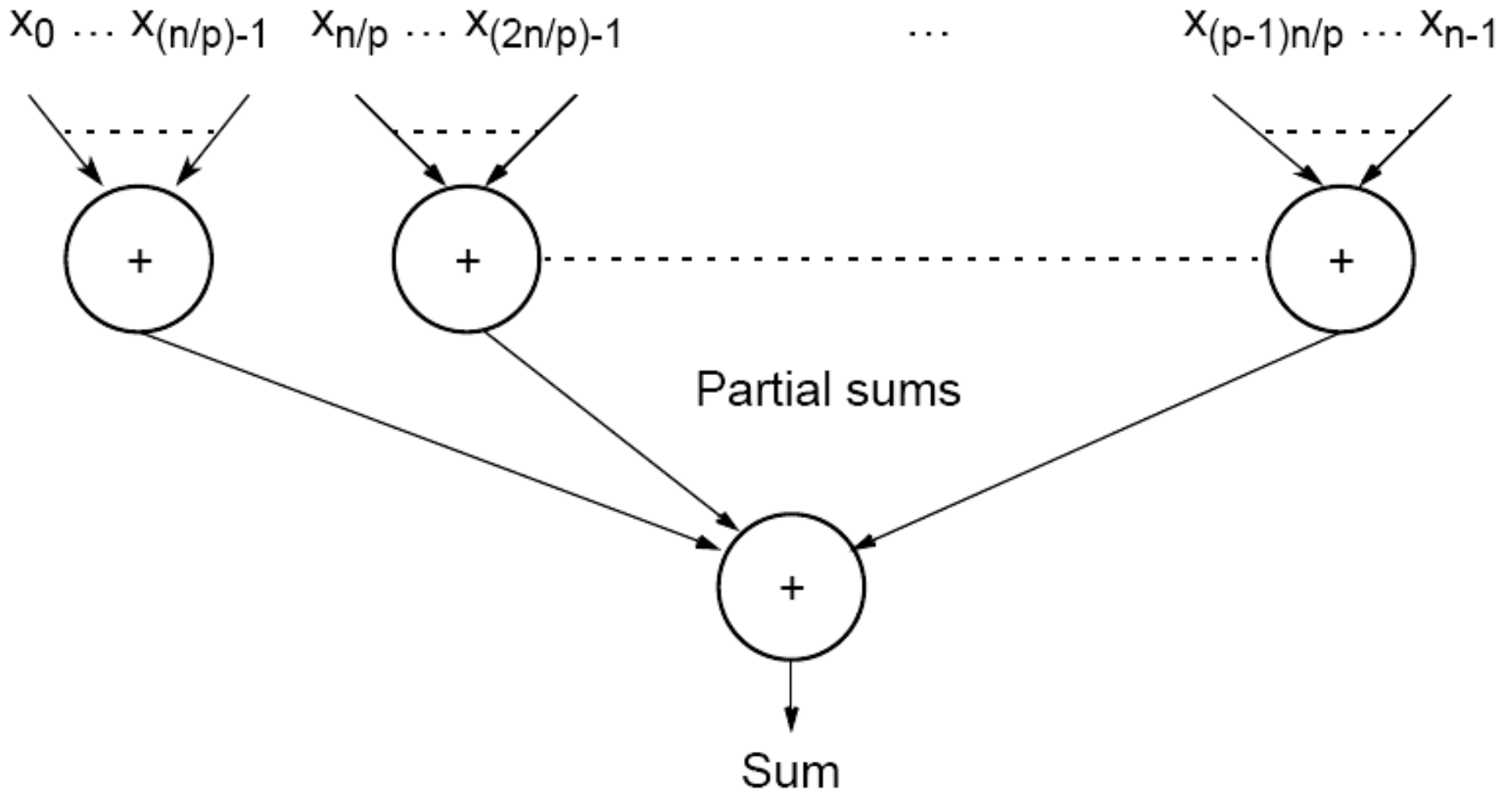
Recursive divide and conquer amenable to parallelization because separate processes can be used for divided parts. Also usually data is naturally localized.

Partitioning/Divide and Conquer Examples

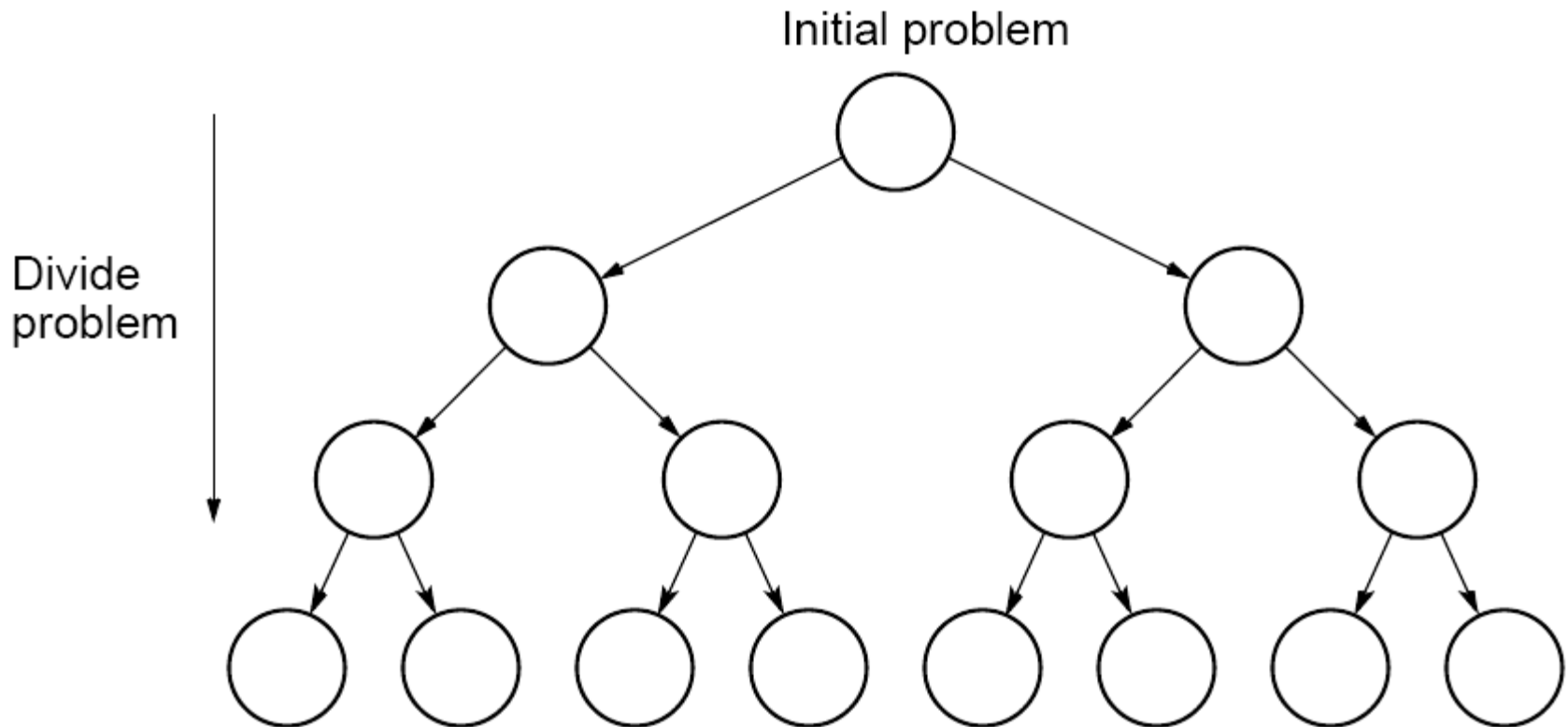
Many possibilities.

- Operations on sequences of number such as simply adding them together
- Several sorting algorithms can often be partitioned or constructed in a recursive fashion
- Numerical integration
- N -body problem

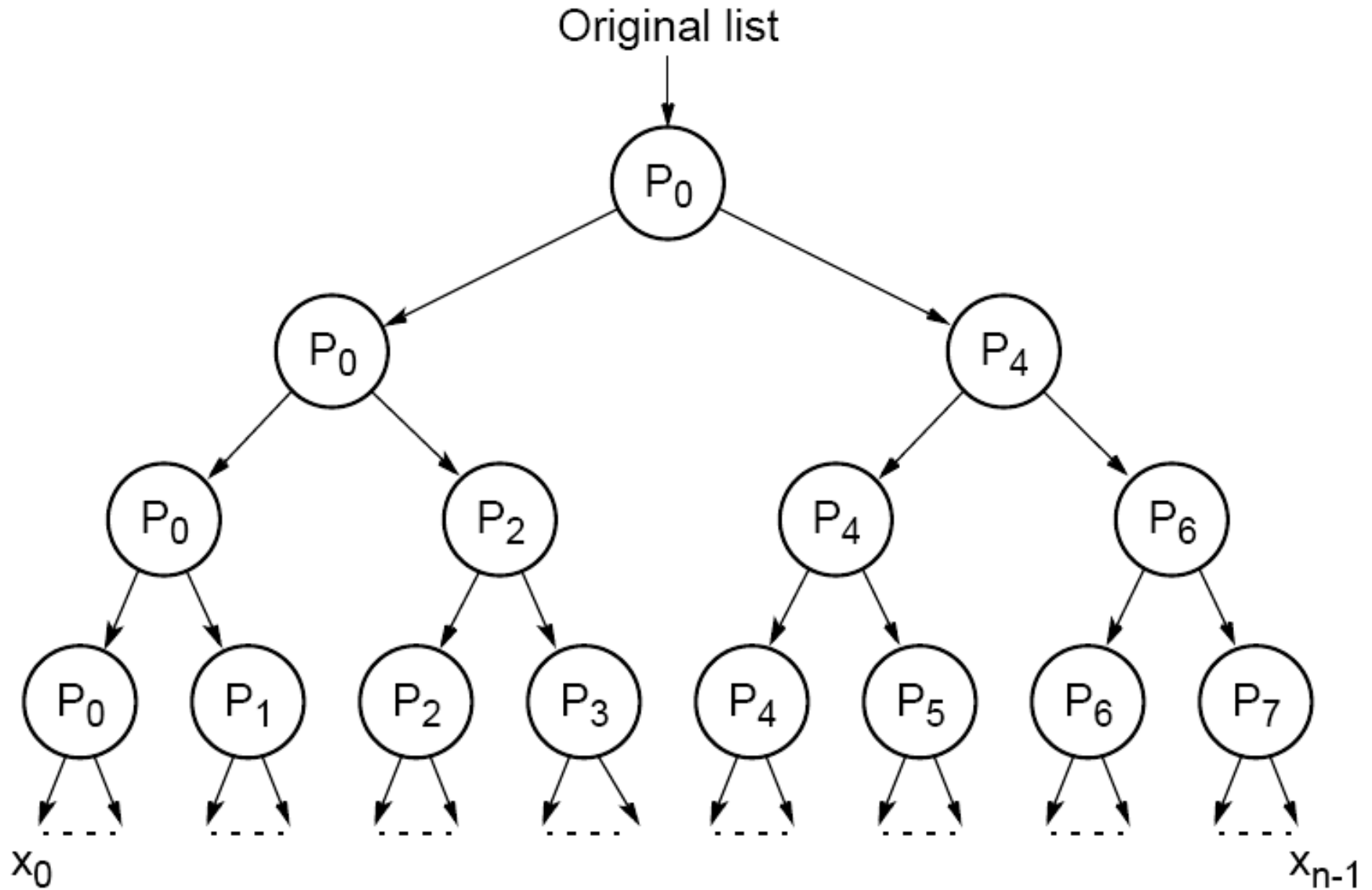
Partitioning a sequence of numbers into parts and adding the parts



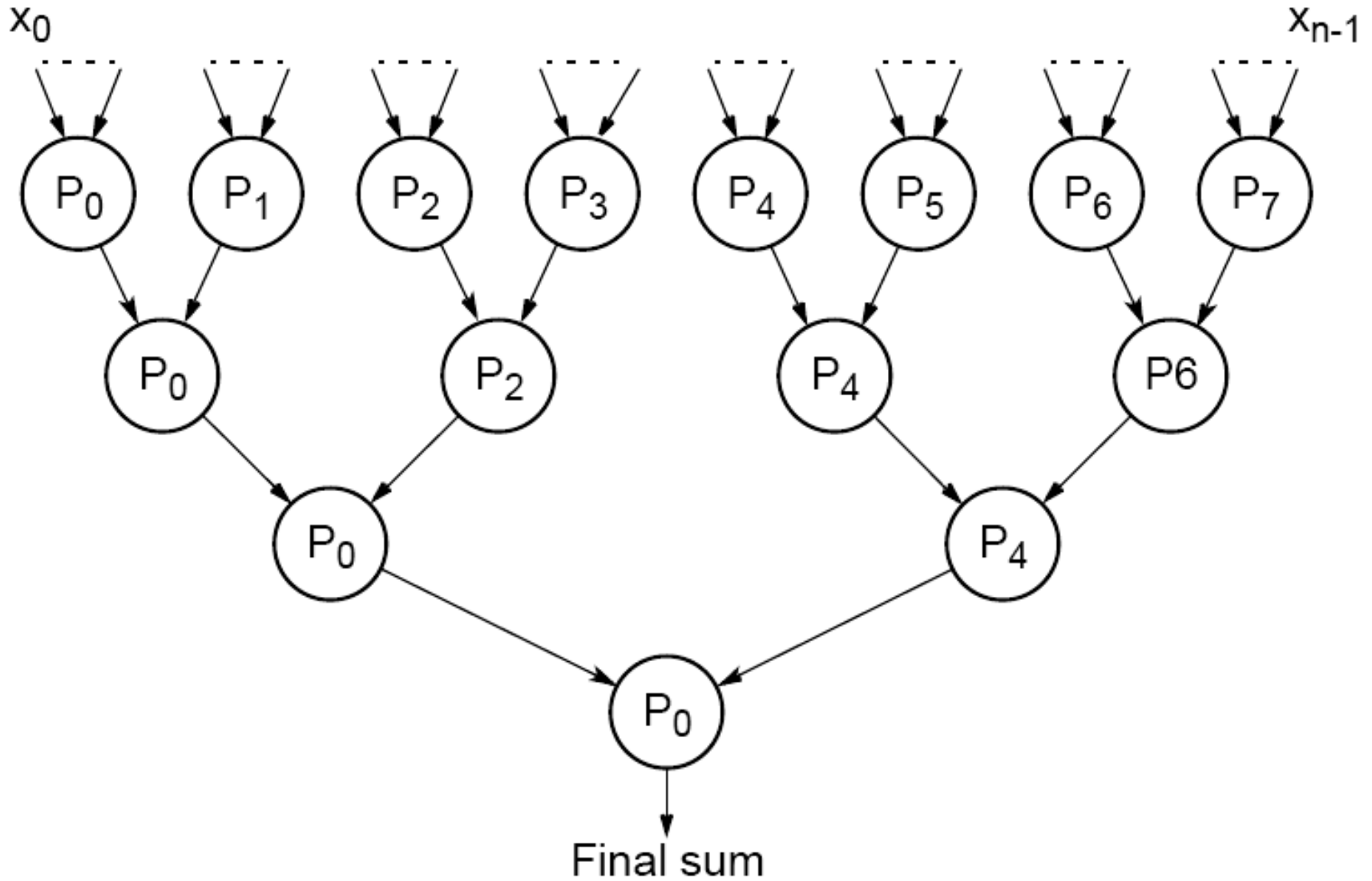
Tree construction



Dividing a list into parts



Partial summation



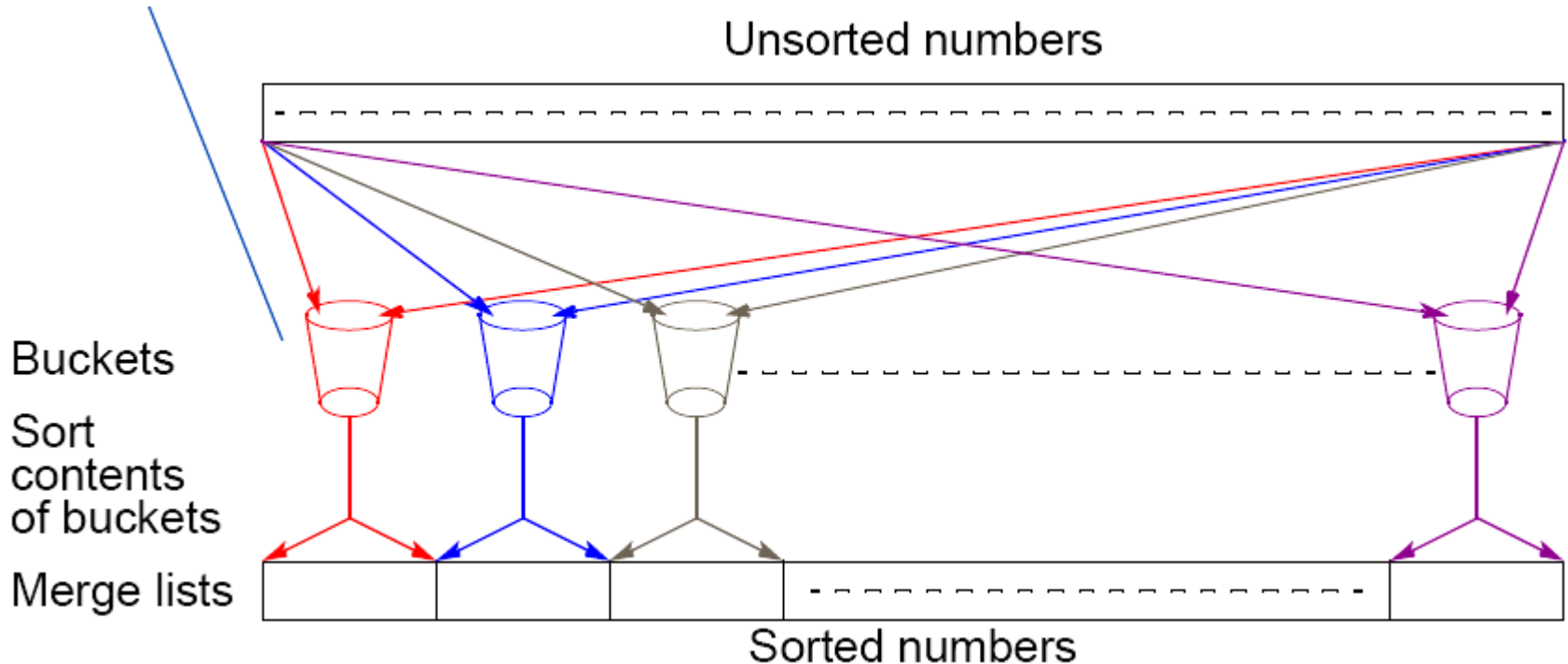
Many Sorting algorithms can be parallelized
by partitioning and by divide and conquer.

Example

Bucket sort

Bucket sort

One “bucket” assigned to hold numbers that fall within each region.
Numbers in each bucket sorted using a sequential sorting algorithm.



Sequential sorting time complexity: $O(n \log(n/m))$.

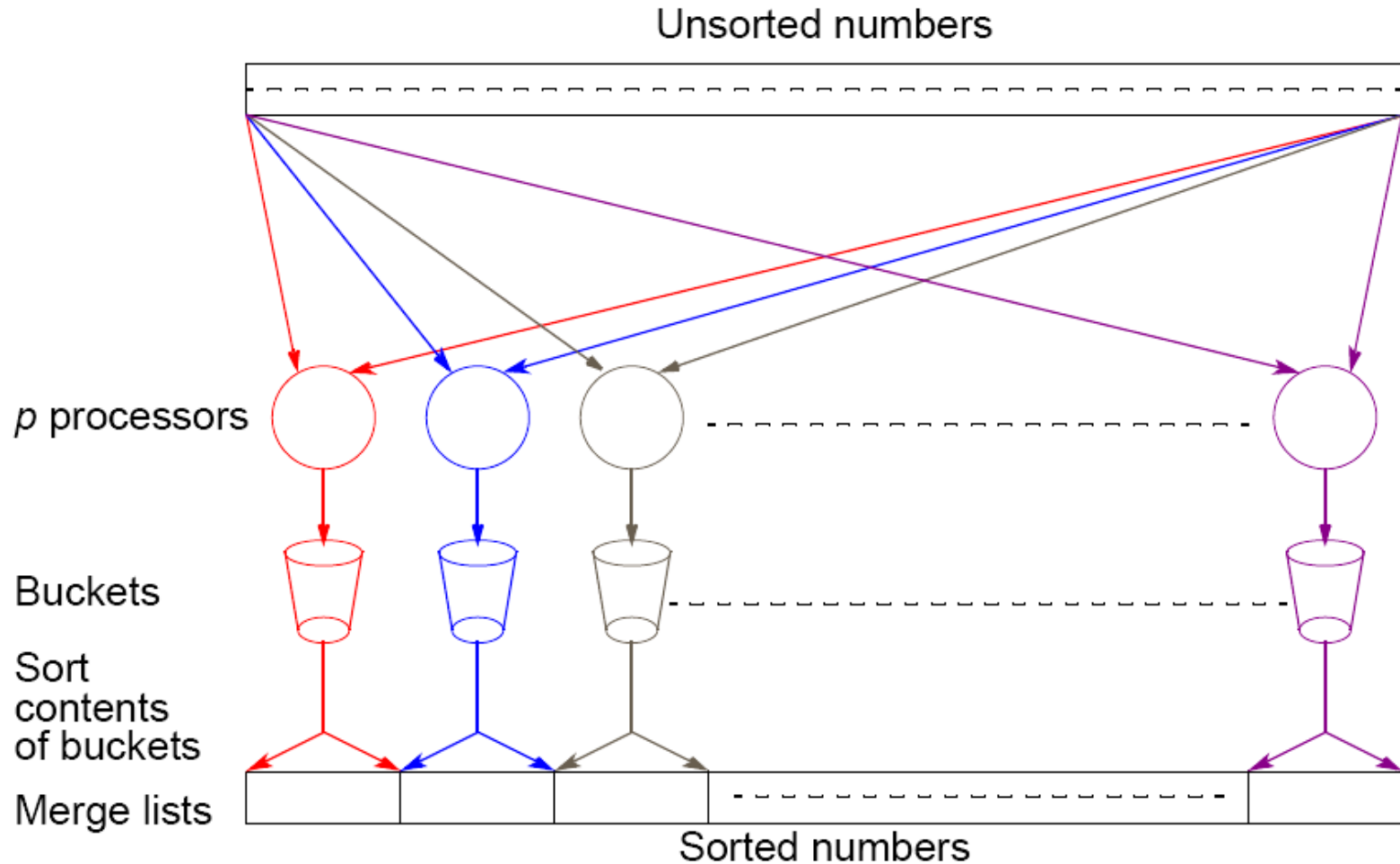
Works well if the original numbers uniformly distributed across a known interval, say 0 to $a - 1$.

Guy: $O(n \log(n/m))$ because: $O(m \cdot (n/m) \log(n/m))$

Parallel version of bucket sort

Simple approach

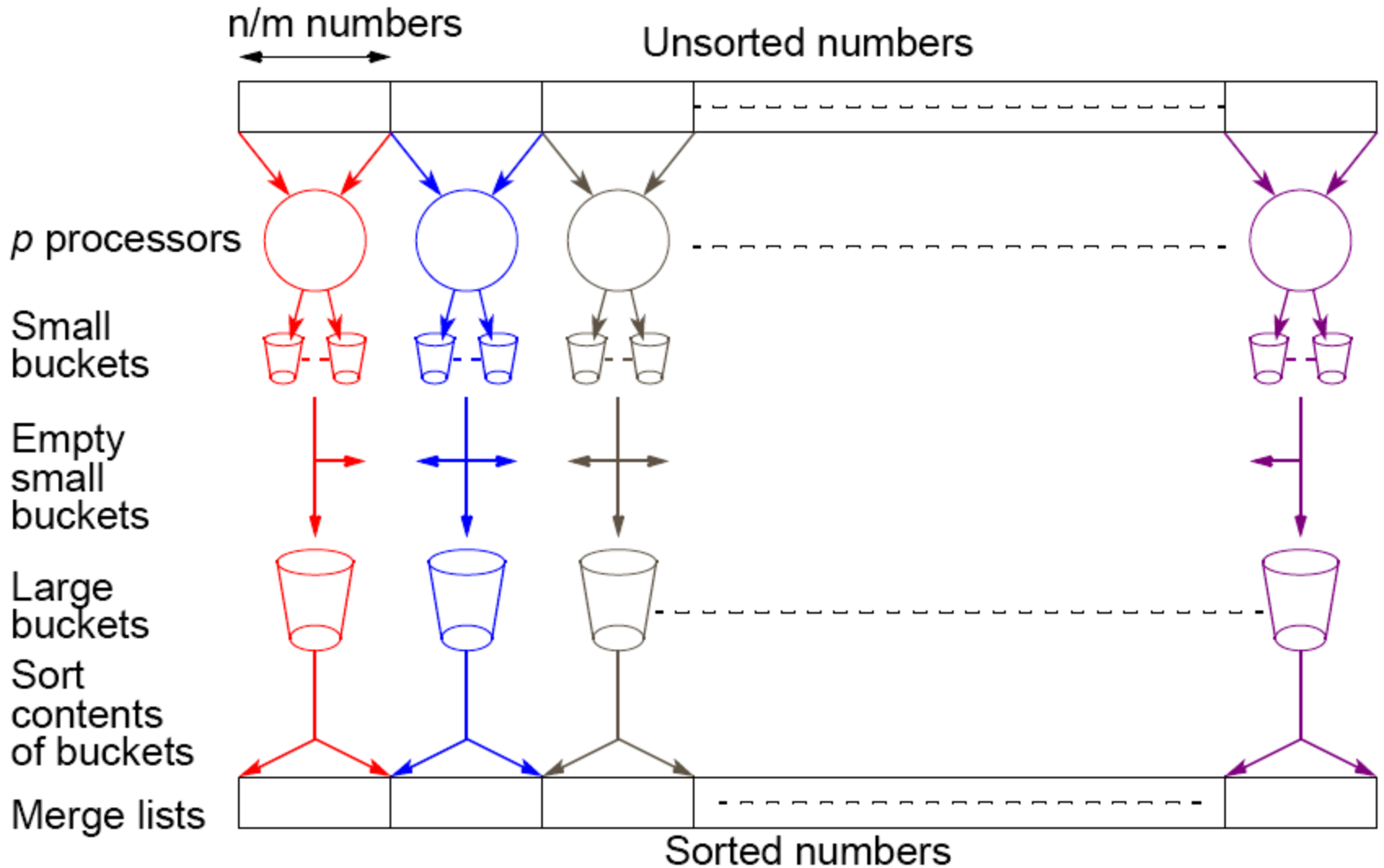
Assign one processor for each bucket.



Further Parallelization

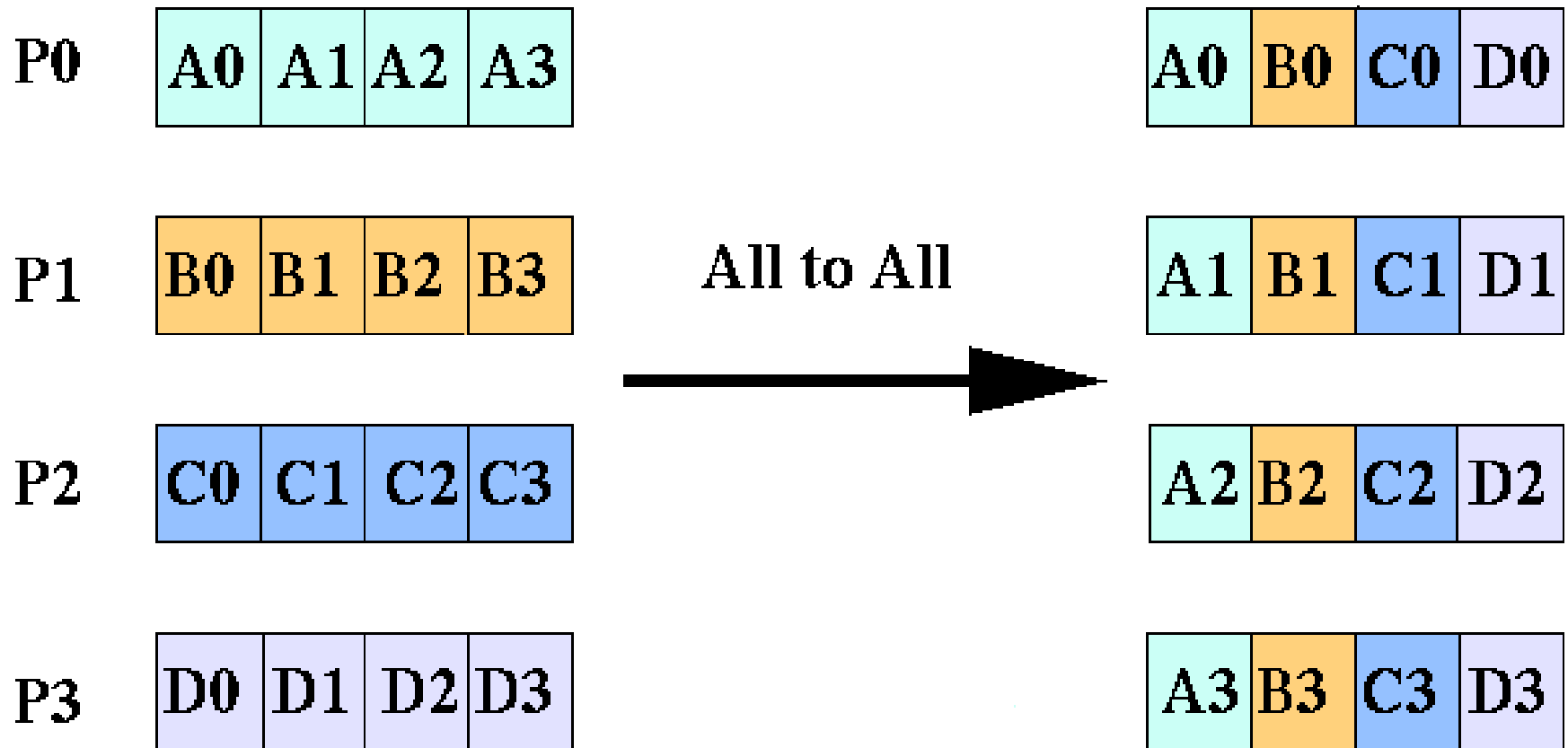
- Partition sequence into m regions.
- Each processor assigned one region.
(Hence number of processors, p , equals m .)
- Each processor maintains one “big” bucket for its region.
- Each processor maintains m “small” buckets, one for each region.
- Each processor separates numbers in its region into its own small buckets.
- All small buckets emptied into p big buckets
- Each big bucket sorted by its processor

Another parallel version of bucket sort



all-to-all broadcast

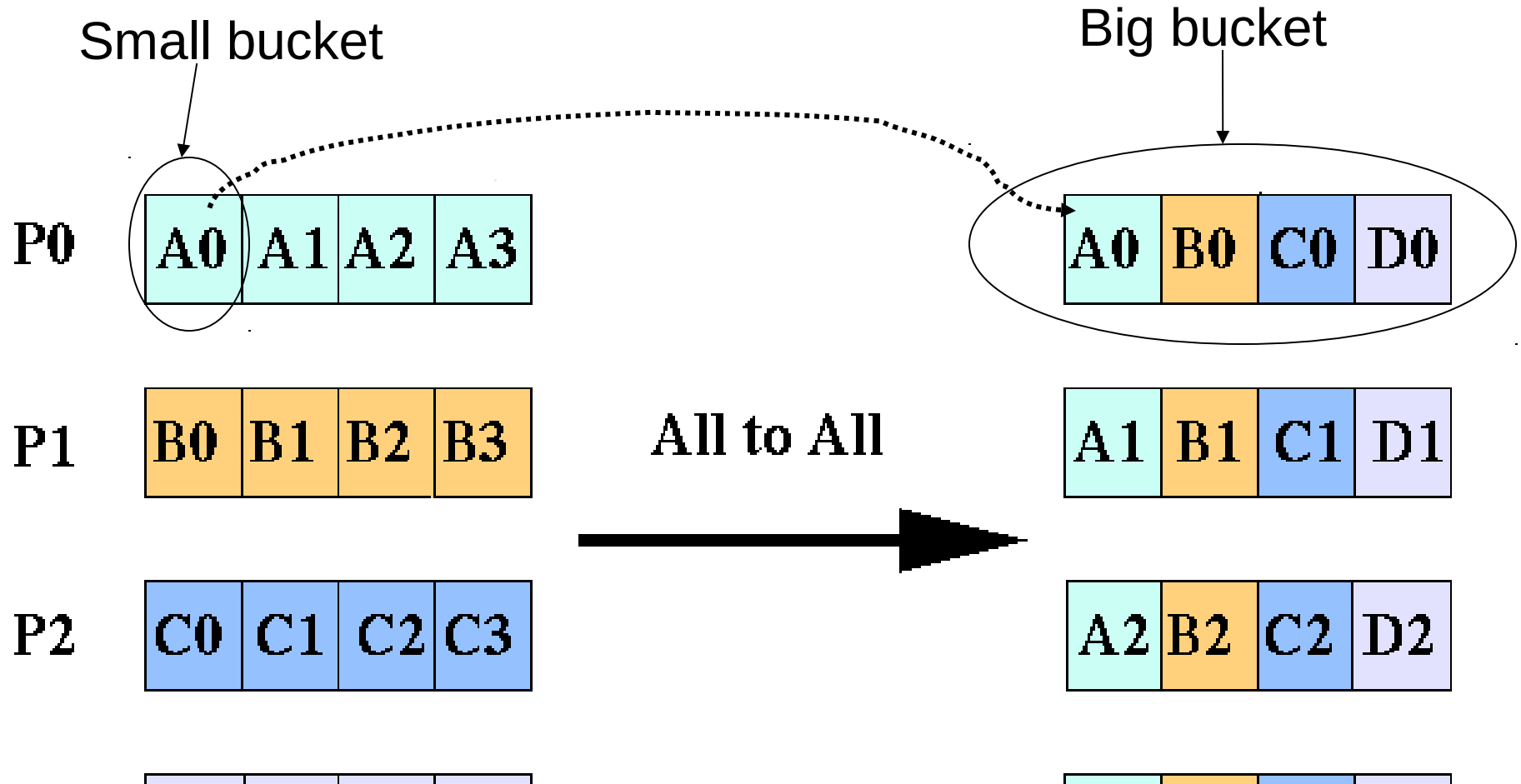
- An MPI function that can be used to advantage here.
- Sends one data element from each process to every other process.
- Corresponds to multiple scatter operations, but implemented together.



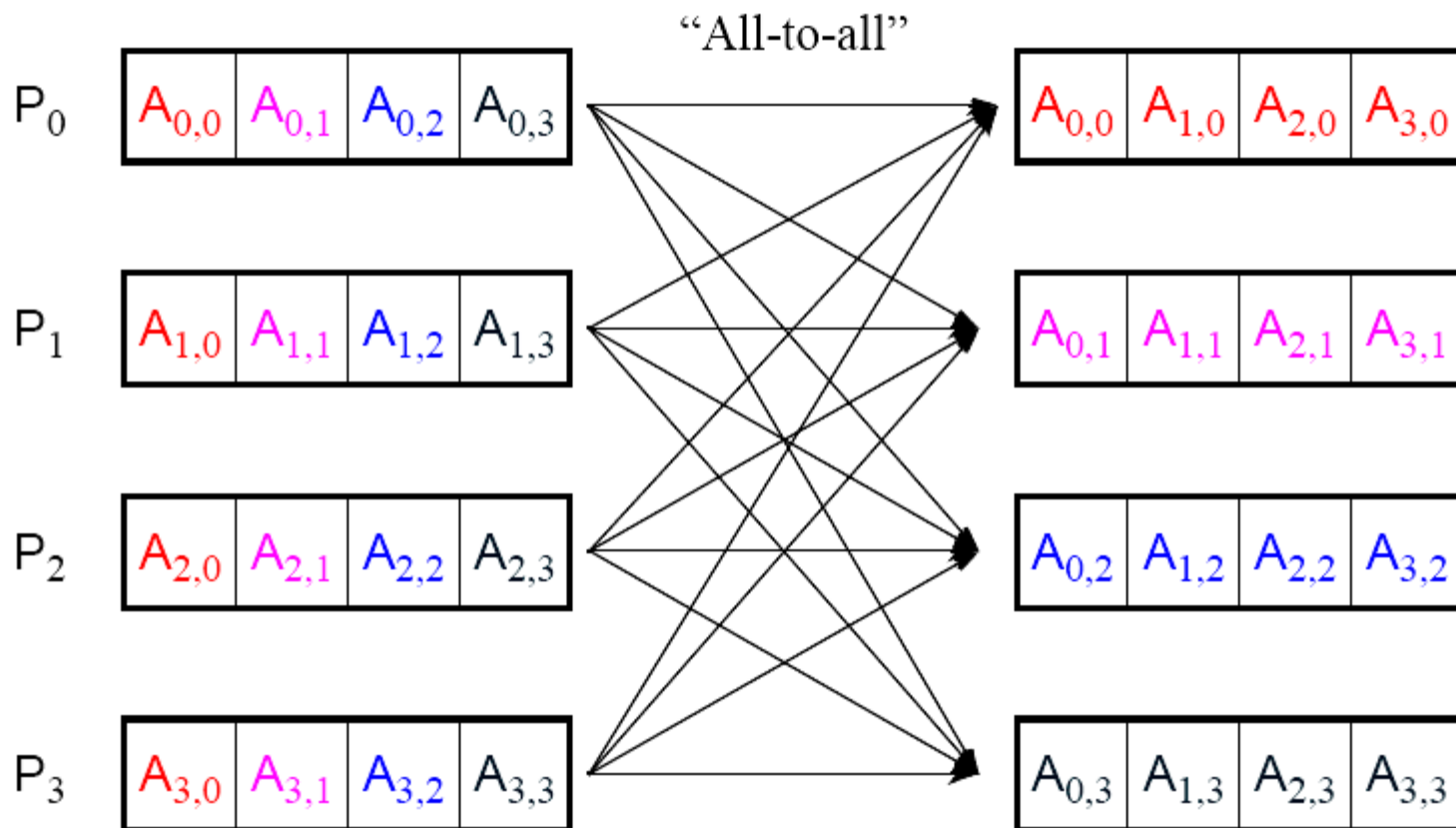
From: http://www.mhpcc.edu/training/workshop/parallel_intro/MAIN.html

Applying “all-to-all” broadcast to emptying small buckets into big buckets

Suppose 4 regions and 4 processors



“all-to-all” routine actually transfers rows of an array to columns:
Transposes a matrix.



MPI_Alltoall

Sends data from all to all processes

Synopsis

```
int MPI_Alltoall(*sendbuf, int sendcount, MPI_Datatype sendtype,  
                *recvbuf, int recvcount, MPI_Datatype recvtype,  
                MPI_Comm comm)
```

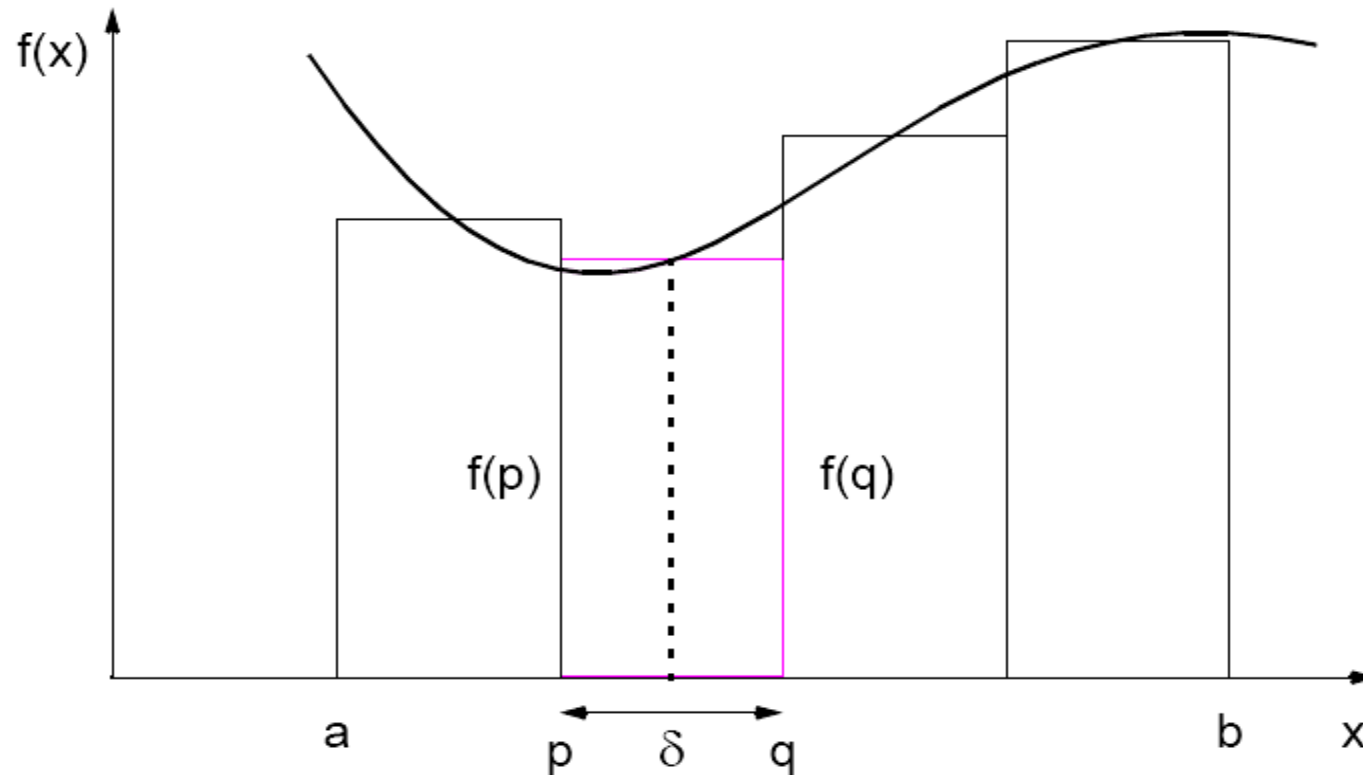
Numerical Integration

- Computing the “area under the curve.”
- Parallelized by divided area into smaller areas (partitioning).
- Can also apply divide and conquer -- repeatedly divide the areas recursively.

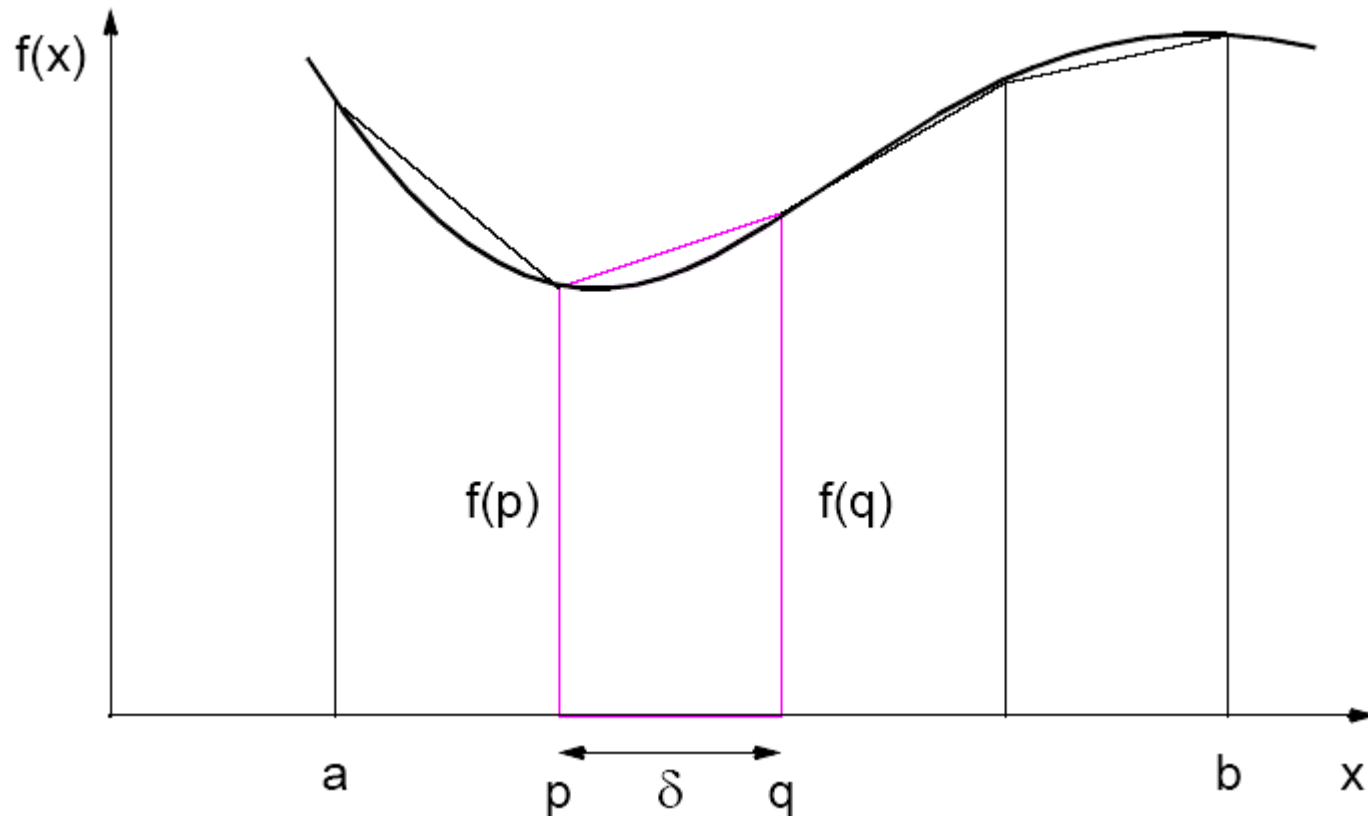
Numerical integration using rectangles

Each region calculated using an approximation given by rectangles:

Aligning the rectangles:



Numerical integration using trapezoidal method

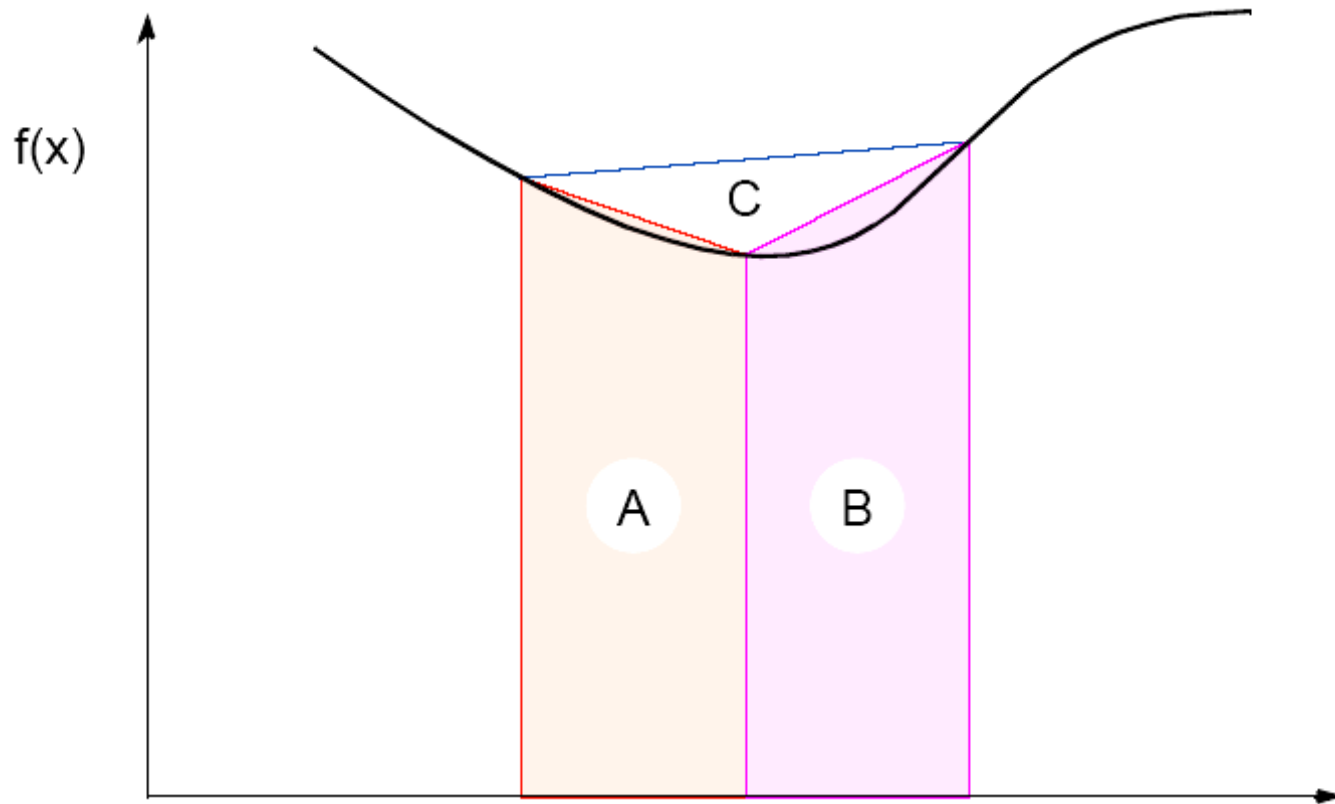


May not be better!

Applying Divide and Conquer

Adaptive Quadrature

Solution adapts to shape of curve. Use three areas, A , B , and C . Computation terminated when largest of A and B sufficiently close to sum of remain two areas .



demo

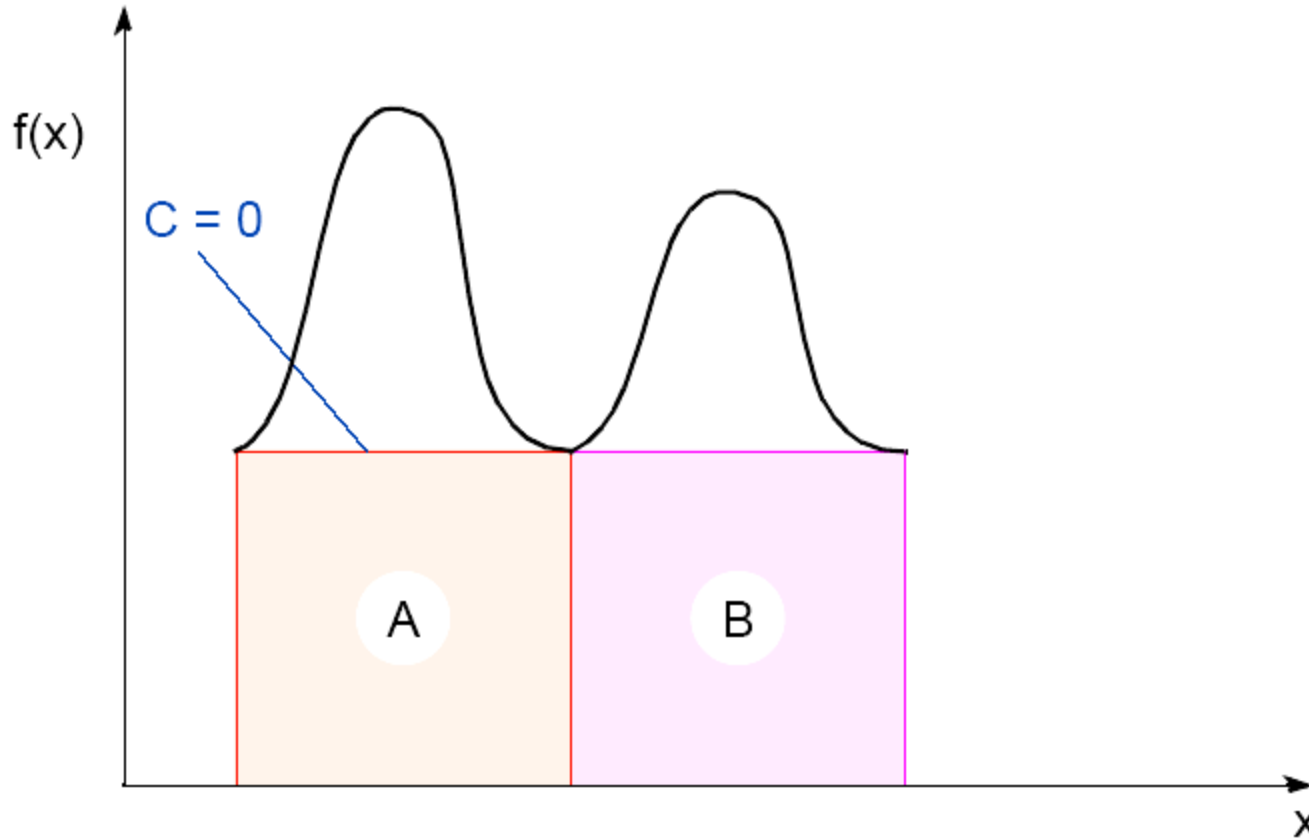
Check this:

<http://web.engr.illinois.edu/~heath/iem/integration/adaptivq/>

(sorry: new browsers do not support anymore java plug-ins...)

Adaptive quadrature with false termination.

Some care might be needed in choosing when to terminate.



Might cause us to terminate early, as two large regions are the same (i.e., $C = 0$).

Gravitational N -Body Problem

Finding positions and movements of bodies in space subject to gravitational forces from other bodies, using Newtonian laws of physics.

Gravitational N -Body Problem Equations

Gravitational force between two bodies of masses m_a and m_b is:

$$F = \frac{Gm_a m_b}{r^2}$$

G is the gravitational constant and r the distance between the bodies. Subject to forces, body accelerates according to Newton's 2nd law:

$$F = ma$$

m is mass of the body, F is force it experiences, and a the resultant acceleration.

Details

Let the time interval be Δt . For a body of mass m , the force is:

$$F = \frac{m(v^{t+1} - v^t)}{\Delta t}$$

New velocity is:

$$v^{t+1} = v^t + \frac{F\Delta t}{m}$$

where v^{t+1} is the velocity at time $t + 1$ and v^t is the velocity at time t .

Over time interval Δt , position changes by

$$x^{t+1} - x^t = v\Delta t$$

where x^t is its position at time t .

Once bodies move to new positions, forces change.

Computation has to be repeated.

Sequential Code

Overall gravitational N -body computation can be described by:

```
for (t = 0; t < tmax; t++) {           /* for each time period */
    for (i = 0; i < N; i++) {           /* for each body */
        F = Force_routine(i);         /* compute force on ith body */
        v[i]new = v[i] + F * dt / m;    /* compute new velocity */
        x[i]new = x[i] + v[i]new * dt;  /* and new position */
    }
    for (i = 0; i < nmax; i++) {         /* for each body */
        x[i] = x[i]new;                 /* update velocity & position*/
        v[i] = v[i]new;
    }
} // end time loop
```

Parallel Code

The sequential algorithm is an $O(N^2)$ algorithm (for one iteration) as each of the N bodies is influenced by each of the other $N - 1$ bodies.

Not feasible to use this direct algorithm for most interesting N -body problems where N is very large.

- <http://www.nature.com/nature/journal/v324/n6096/abs/324446a0.html>

(Guy)

Josh Barnes & Piet Hut

[nature.com](#) [about npg](#) [news@nature.com](#) [naturejobs](#) [natureevents](#) [help](#) [site index](#)

nature

[my account](#) [e-alerts](#) [subscribe](#) [register](#)

SEARCH JOURNAL

Go

Sunday 15 November 2009

[Journal Home](#)
[Current Issue](#)
[AOP](#)
[Archive](#)

letters to nature

Nature 324, 446 - 449 (04 December 1986); doi:10.1038/324446a0

THIS ARTICLE

[Download PDF](#)
[References](#)

[Export citation](#)
[Export references](#)

[Send to a friend](#)

More articles like this

[Table of Contents](#)
[< Previous](#) | [Next >](#)

A hierarchical $O(N \log N)$ force-calculation algorithm

JOSH BARNES & PIET HUT

The Institute for Advanced Study, School of Natural Sciences, Princeton, New Jersey 08540, USA

Until recently the gravitational N -body problem has been modelled numerically either by direct integration, in which the computation needed increases as N^2 , or by an iterative potential method in which the number of operations grows as $N \log N$. Here we describe a novel method of directly calculating the force on N bodies that grows only as $N \log N$. The technique uses a tree-structured hierarchical subdivision of space into cubic cells, each of which is recursively divided into eight subcells whenever more than one particle is found to occupy the same cell. This tree is constructed anew at every time step, avoiding ambiguity and tangling. Advantages over potential-solving codes are: accurate local interactions; freedom from geometrical assumptions and restrictions; and applicability to a wide class of systems, including (proto-)planetary, stellar, galactic and cosmological ones. Advantages over previous hierarchical tree-codes include simplicity and the possibility of rigorous analysis of error. Although we concentrate here on stellar dynamical applications, our techniques of efficiently handling a large number of long-range interactions and concentrating computational effort where most needed have potential applications in other areas of astrophysics as well.

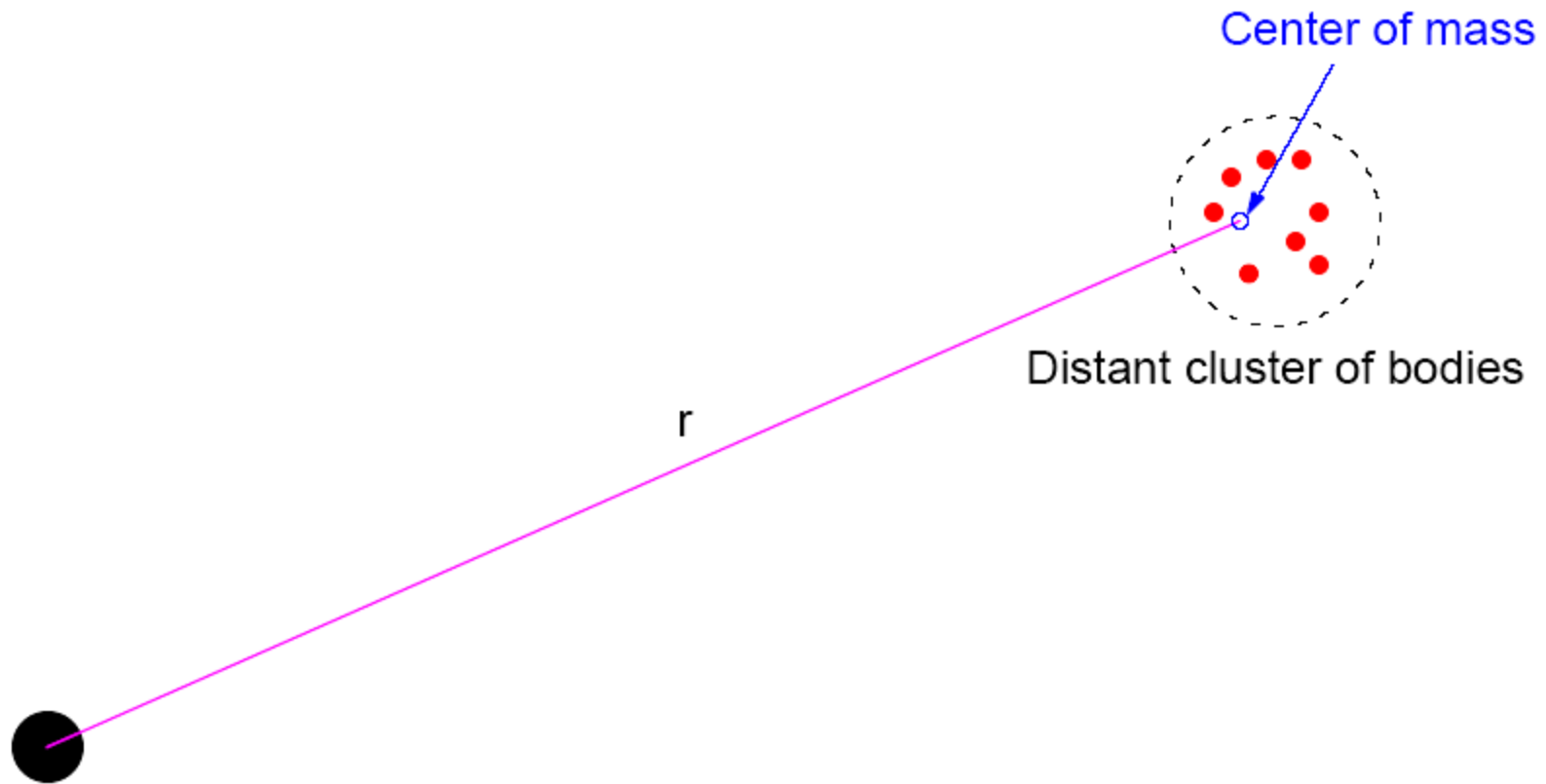
References

1. Aarseth, S. J. in *Multiple Time Scales* (ed Brackbill, J. U. & Cohen, B. I.) 377–418 (Academic Press, New York, 1985).
2. Hockney, R. W. & Eastwood, J. W. *Computer Simulation using Particles* (McGraw-Hill, New York, 1981).
3. Appel, A. *SIAM J. Sei. statist. Comput.* 6, 85–103 (1985).
4. Jernigan, J. G. *I.A.U. Symp.* 113, 275–284.
5. Porter, D. thesis, Physics Dept, Univ. California, Berkeley (1985).
6. Abelson, H., Sussman, G. J. & Sussman, J. *Structure and Interpretation of Computer Programs* (MIT Press, Cambridge, Massachusetts, 1985).



18:38

Time complexity can be reduced approximating a cluster of distant bodies as a single distant body with mass sited at the center of mass of the cluster:



Barnes-Hut Algorithm

Start with whole space in which one cube contains the bodies (or particles).

- First, this cube is divided into eight subcubes.
- If a subcube contains no particles, subcube deleted from further consideration.
- If a subcube contains one body, subcube retained.
- If a subcube contains more than one body, it is recursively divided until every subcube contains one body.

Creates an *octtree* - a tree with up to eight edges from each node.

The leaves represent cells each containing one body.

After the tree has been constructed, the total mass and center of mass of the subcube is stored at each node.

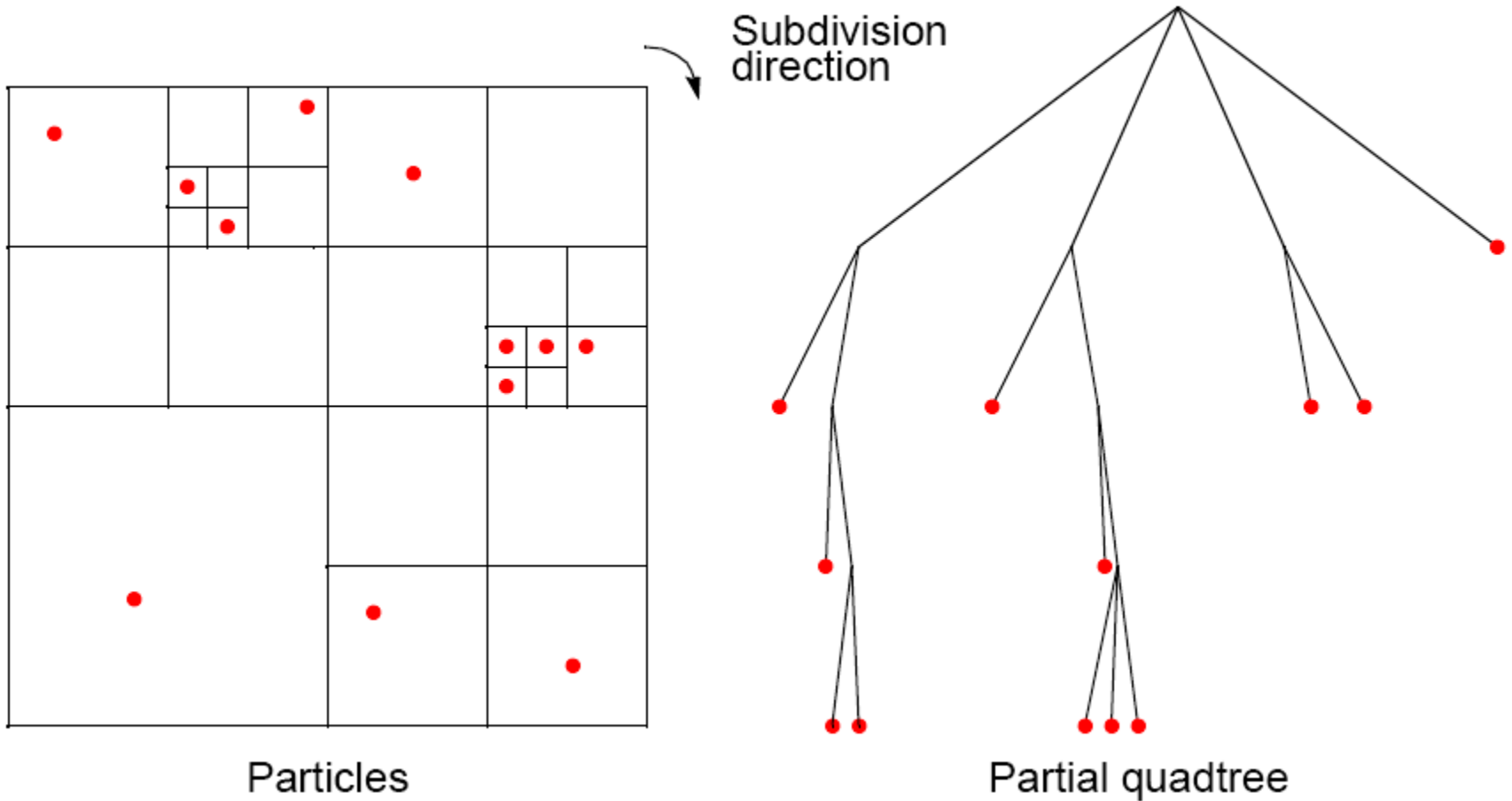
Force on each body obtained by traversing tree starting at root, stopping at a node when the clustering approximation can be used, e.g. when:

$$r \geq \frac{d}{\bar{\theta}}$$

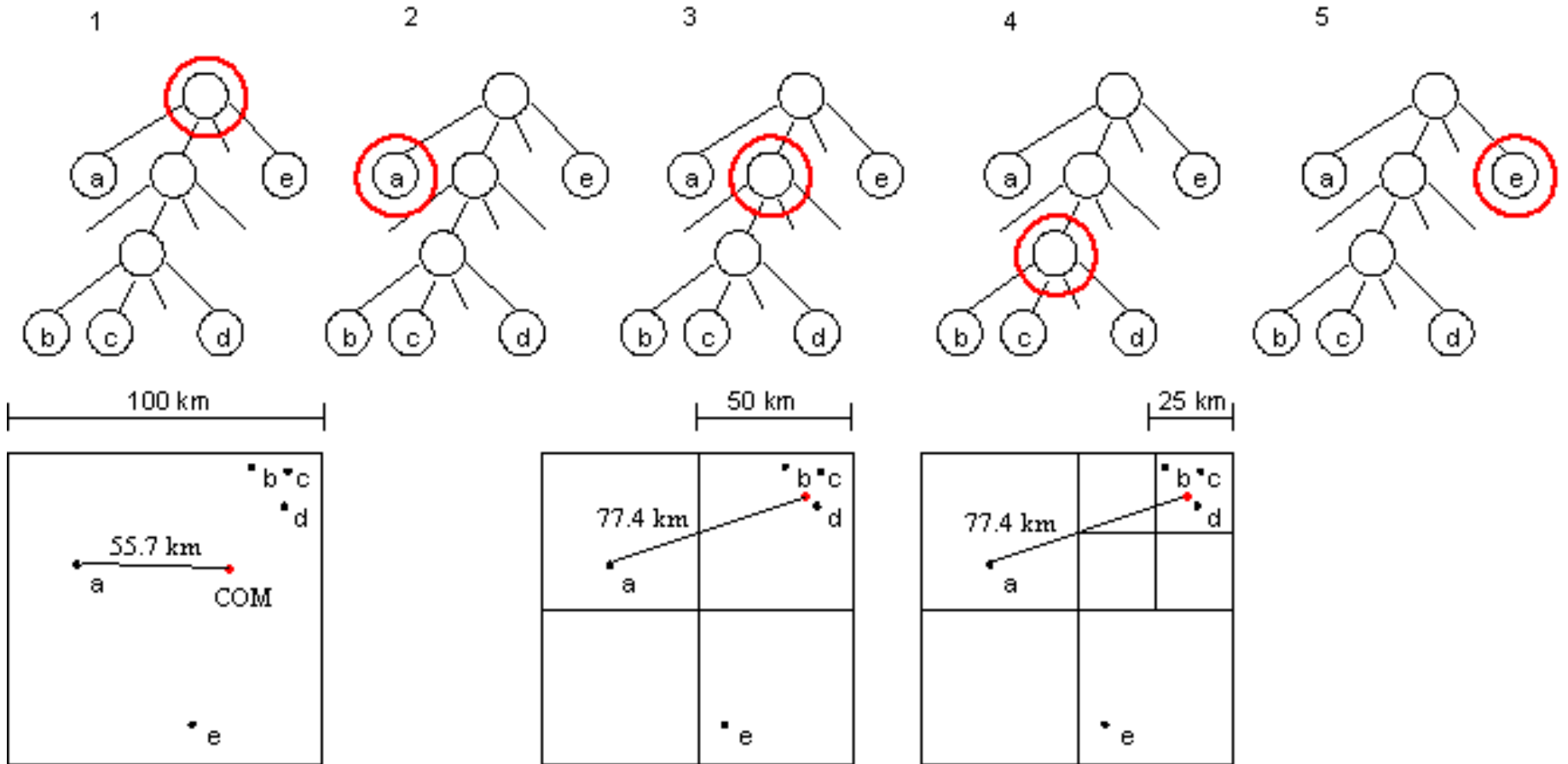
where $\bar{\theta}$ is a constant typically 1.0 or less.

Constructing tree requires a time of $O(n \log n)$, and so does computing all the forces, so that overall time complexity of method is $O(n \log n)$.

Recursive division of 2-dimensional space



- (Guy)

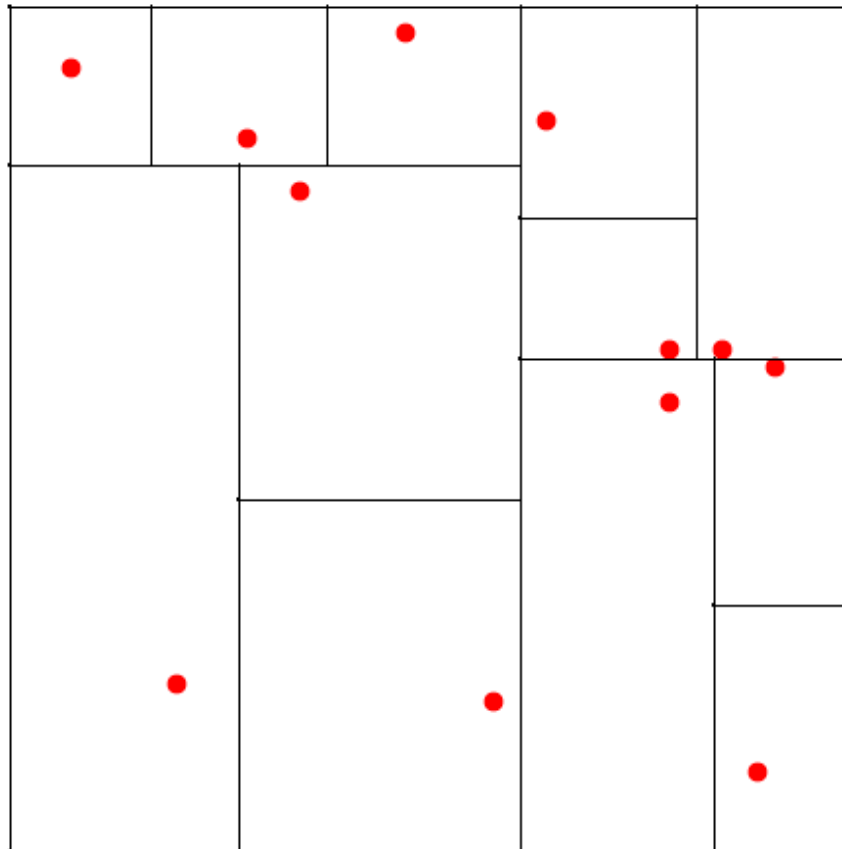


Reference:

<http://www.cs.princeton.edu/courses/archive/fall04/cos126/assignments/barnes-hut.html>


Orthogonal Recursive Bisection

(For 2-dimensional area) First, a vertical line found that divides area into two areas each with equal number of bodies. For each area, a horizontal line found that divides it into two areas each with equal number of bodies. Repeated as required.



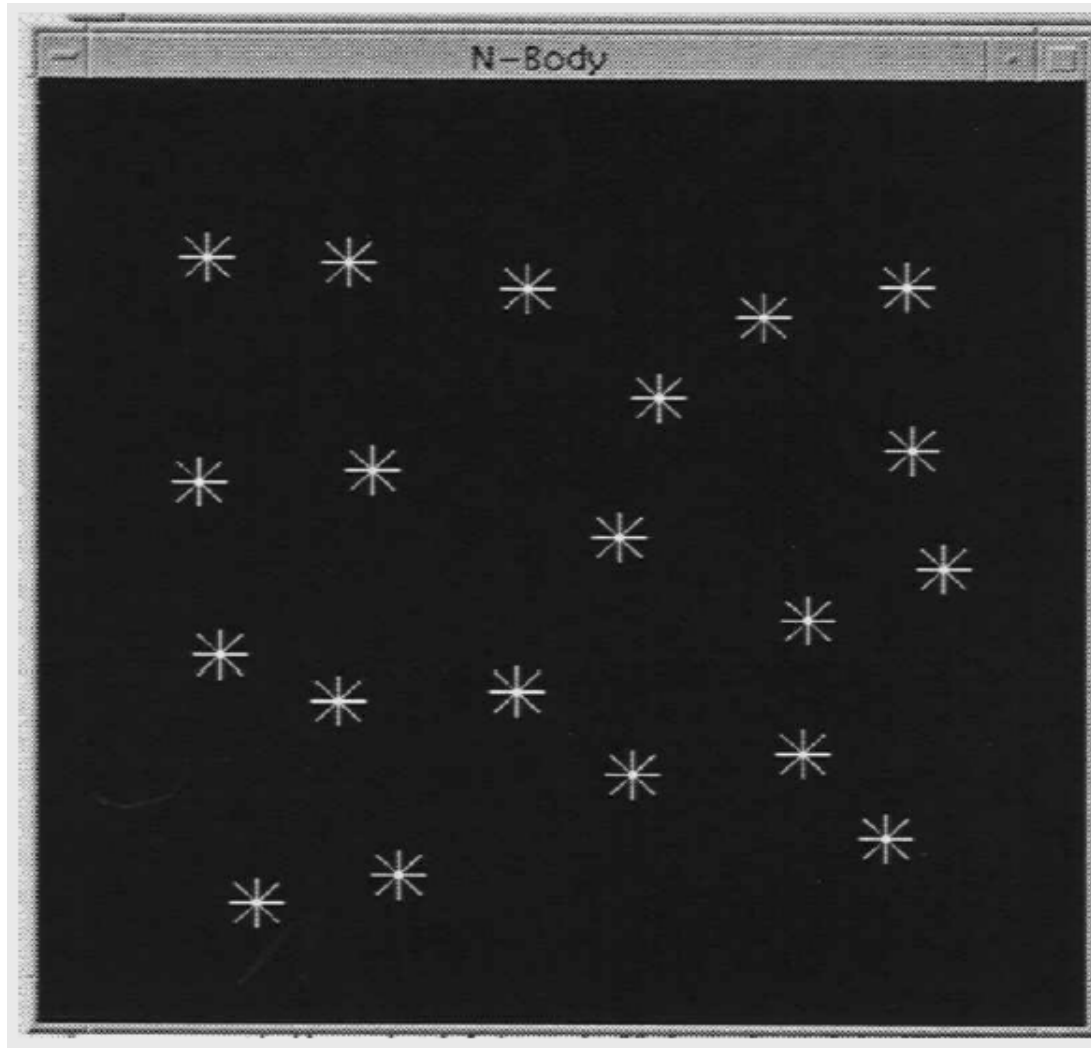
Astrophysical N -body simulation

By Scott Linssen (UNCC student, 1997) using $O(N^2)$ algorithm.

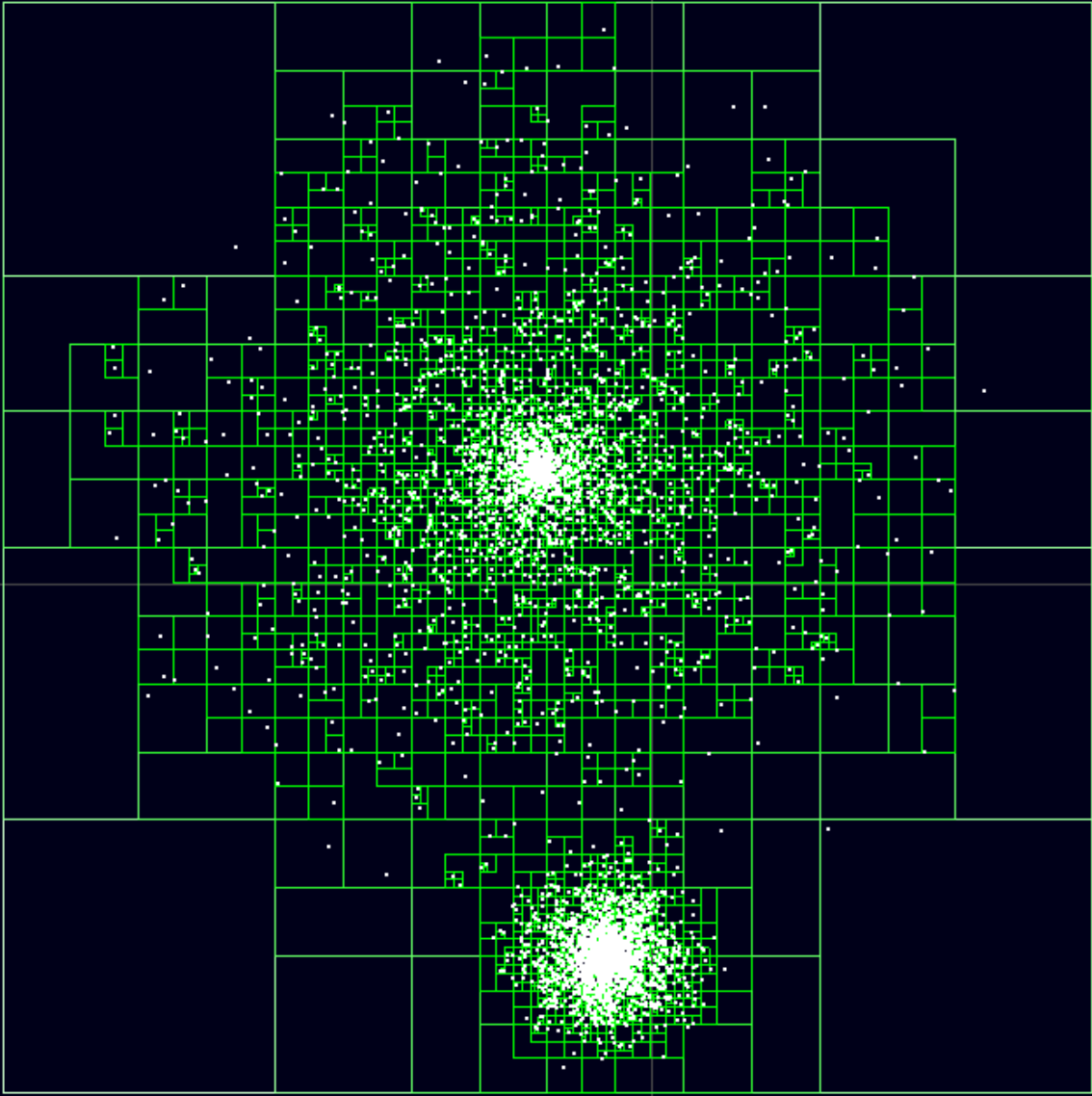


Astrophysical N -body simulation


By David Messenger (UNCC student 1998) using Barnes-Hut algorithm.



(Guy)



A demo on a GPU



Folder:

```
telzur@LIFEBOOK ~/NVIDIA_CUDA-8.0_Samples/5_Simulations/nbody
```

instructions

Run "nbody -benchmark [-numbodies=<numBodies>]" to measure performance.

- fullscreen (run n-body simulation in fullscreen mode)
- fp64 (use double precision floating point values for simulation)
- hostmem (stores simulation data in host memory)
- benchmark (run benchmark to measure performance)
- numbodies=<N> (number of bodies (≥ 1) to run in simulation)
- device=<d> (where $d=0,1,2,\dots$ for the CUDA device to use)
- numdevices=<i> (where $i=(\text{number of CUDA devices} > 0)$ to use for simulation)
- compare (compares simulation results running once on the default GPU and once on the CPU)
- cpu (run n-body simulation on the CPU)
- tipsy=<file.bin> (load a tipsy model file for simulation)

Exit the program with: q